

HOME SCAVENGER HUNT

Dear families,

During these unprecedented times, many of you are (or will be) home with your preschoolers as we work as a society to #flattenthecurve of COVID-19

Here's a scavenger hunt your child can do at home! I've added some extra games to play using these items as well!

There are several ways to use this, depending on the age of your child(ren).


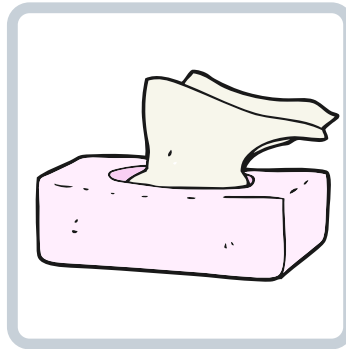




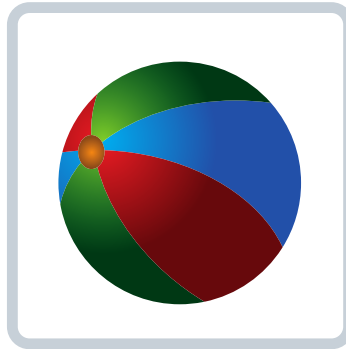
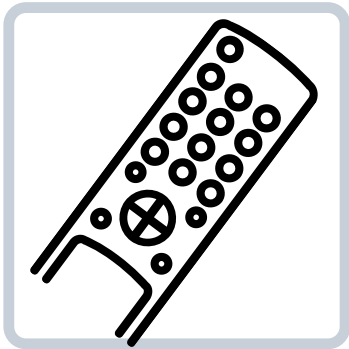





- Print the following page out and provide a crayon. They go find an item and bring it to a designated area, such as your couch or a laundry basket or bin. As they find each item, they draw a mark (like an X) or color in the box with that picture in it.
- For older preschoolers (and your older than preschool aged children), turn it into a Bingo game! Challenge them to find all the items in one row, column or diagonal column!
- When done, play a few rounds of 'What's Missing'. Spread the items out on the floor. Have your child name each item. Now, cover all the items with a blanket. Reach under the blanket and remove one (or MORE) items (without your child seeing what you are removing). Uncover the remaining items and ask them to recall what is missing!
VARIATION: Have the printout available for them to look at if they can't remember!
- Play a reverse scavenger hunt game...they now need to put each item away, where it belongs, one box at a time! ;)
- Print out 2 copies, cut out the pictures and use them as a memory game (glue or tape them onto construction paper so they can't see through them when flipped over. To play this game, place both sets of cards, face down, on a table or on the floor. One child flips over 2 cards. If they match, they put those cards aside. If they don't match, they flip them back over and flip over 2 more. (For younger children, place them all face up and have them find the matches and name the items).

I hope you find this helpful!

Stay safe. Stay positive.

And above all, enjoy this time with your child(ren)!

HOME SCAVENGER HUNT



HOME SCAVENGER HUNT

pillow

spoon

**something
yellow**

**jacket
or coat**

**block
or
LEGO**

crayon

**stuffed
animal**

shoe

**remote
control**

pants

ball

brush

bowl

book

**puzzle
piece**

**piece
of
paper**

comb

hat

tissue

doll